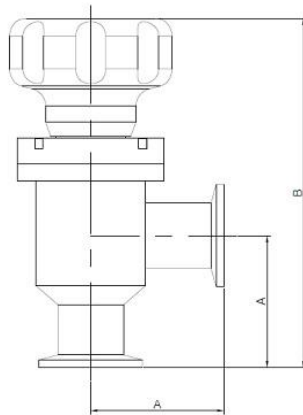


진공밸브

진공용 밸브는 Open 또는 Close 작동을 통해 가스, 또는 유량 등을 조절할 수 있으며, 수동 또는 Actuator로 조절하여 사용합니다.

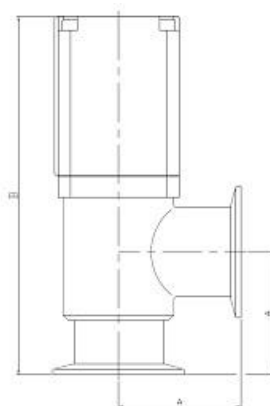


Product details



매뉴얼 앵글밸브

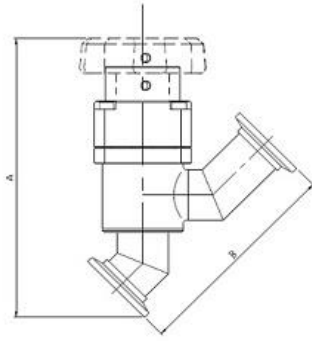
| Flange | A | B | Model # |
|--------|------|-------|----------|
| NW16 | 50 | 134.8 | VA-M-N16 |
| NW25 | 51.6 | 136.5 | VA-M-N25 |
| NW40 | 60 | 158 | VA-M-N40 |
| NW50 | 83 | 200.5 | VA-M-N50 |



단동 앵글밸브

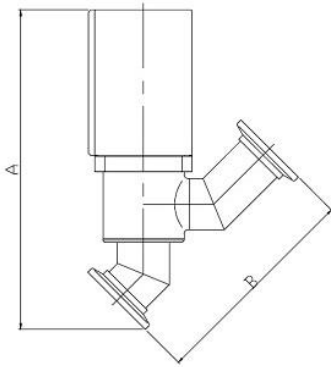
| Flange | A | B | Model # |
|--------|------|-------|----------|
| NW16 | 50 | 135.2 | VA-P-N16 |
| NW25 | 51.6 | 136.5 | VA-P-N25 |
| NW40 | 60 | 184 | VA-P-N40 |
| NW50 | 70 | 205 | VA-P-N50 |

Product details



매뉴얼 인라인밸브

| Flange | A | B | Model # |
|--------|-------|-------|----------|
| NW16 | 136.9 | 101.6 | VI-M-N16 |
| NW25 | 141.5 | 106.7 | VI-M-N25 |
| NW40 | 167.5 | 130 | VI-M-N40 |
| NW50 | 209 | 177.8 | VI-M-N50 |



복동 인라인밸브

| Flange | A | B | Model # |
|--------|-------|-------|-----------|
| NW16 | 153.6 | 101.6 | VI-PM-N16 |
| NW25 | 158.2 | 106.7 | VI-PM-N25 |
| NW40 | 199.5 | 130 | VI-PM-N40 |
| NW50 | 248.2 | 177.8 | VI-PM-N50 |